



Shri Singh & Associates Ltd

Consulting Building, Civil & Structural Engineers

Engineers Note - No: 3

Project: Proposed Weighbridge Station at LTA Karavi


Job No: 9573

Date: 21st June 2019

Please find attached the fixing details for the balustrade.

If you have any queries, please do not hesitate to contact the undersigned.

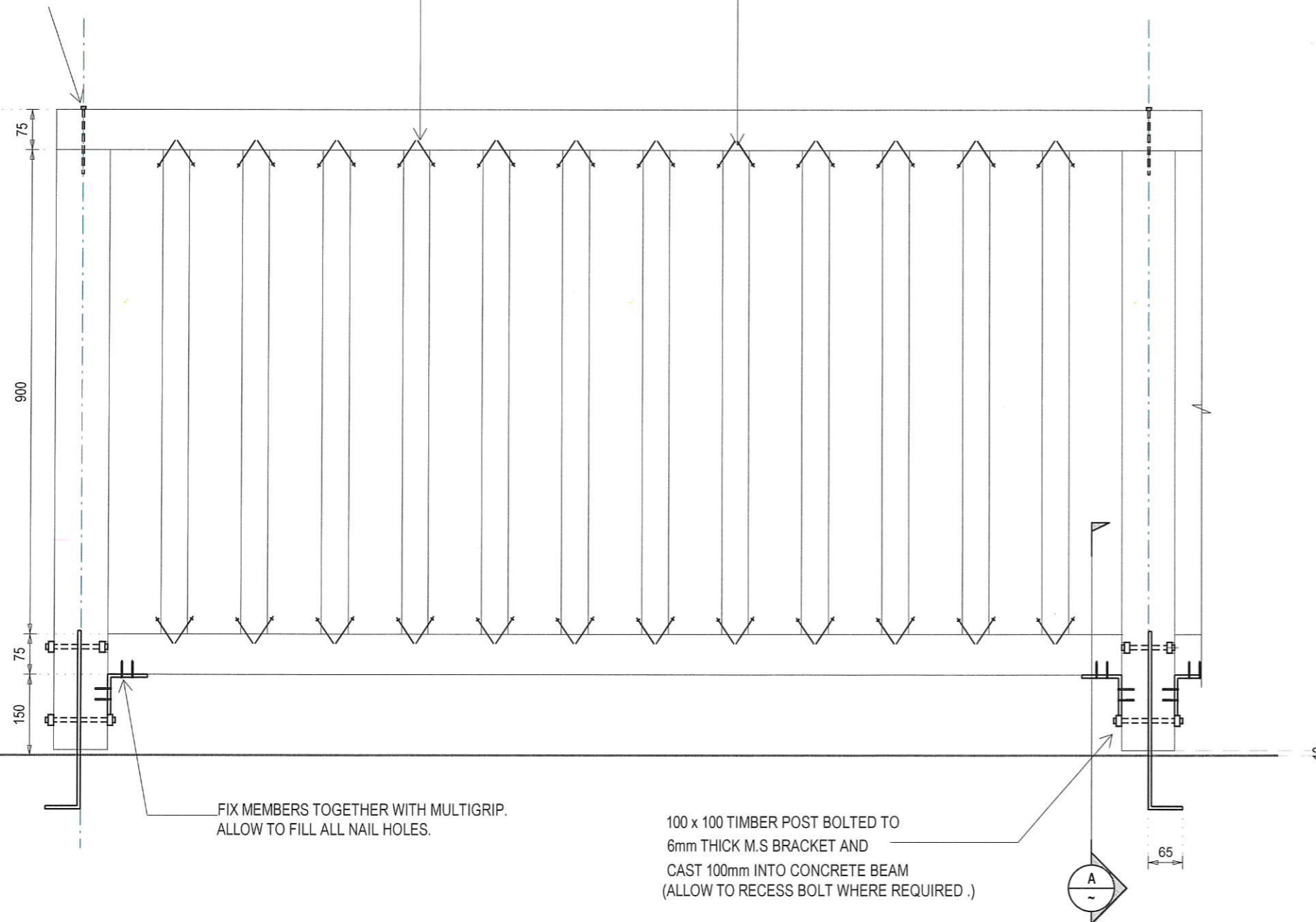
**Yours faithfully,
SHRI SINGH & ASSOCIATES LTD**



James Raman

100 x 75 TIMBER SCREW FIXED TO
100 x 100 TIMBER POST WITH
2 - 120mm x 4mm STAINLESS STEEL SCREWS

TIMBER MEMBERS SKEW
NAILED TOGETHER x 2

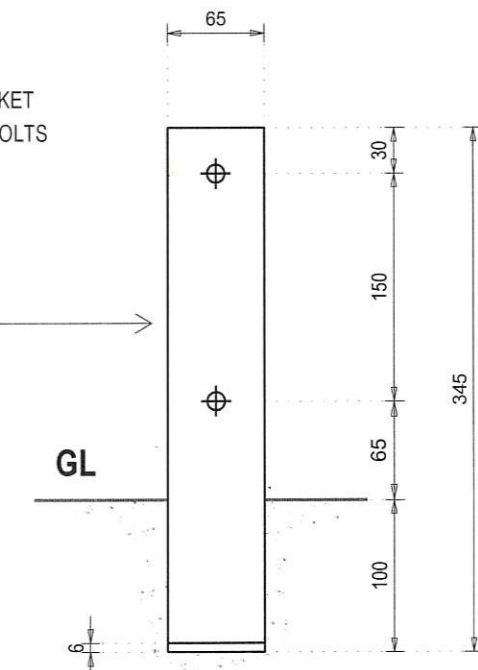


FIX MEMBERS TOGETHER WITH MULTIGRIP.
ALLOW TO FILL ALL NAIL HOLES.

100 x 100 TIMBER POST BOLTED TO
6mm THICK M.S BRACKET AND
CAST 100mm INTO CONCRETE BEAM
(ALLOW TO RECESS BOLT WHERE REQUIRED .)

1 BALUSTRADE DETAIL
1: 10 @ A3

6mm THICK M.S BRACKET
DRILLED FOR 2 - M2 BOLTS



A BRACKET DETAIL
1: 5 @ A3

Copyright reserved in all drawings and the work executed from them. Figured dimensions shall be read in preference. Largest scaled dimensions shall take precedence. Check all dimensions on site. All discrepancies shall be reported to the ENGINEER immediately

SHEET TITLE:
CIVIL DETAILS

REV.	NOTES	DATE
A	Tender Issue	20-06-19

PROJECT:
**LTA KARAVI
WEIGH BRIDGE STATION
KINGS ROAD, BA , FIJI ISLANDS**



ARCHITECT:
conway architects
Architects + Master Planning



STRUCTURAL ENGINEER:
SHRI SINGH & ASSOCIATES LTD
4 Ackland Street
Valuavaga (Ind. Sub-Divn)
P.O. Box 12788 Suva Fiji
Phone: (679) 366 532
Fax: (679) 370 481
E-Mail: shs@ssal.com.fj
Consulting Building & Civil Engineers

date : DEC. 2018	Job No: 9573
scale : As Shown	Sheet No: C 306
drawn : ANKIT	Rev. A
design : J.K.R.	